

FULLY AUTOMATIC MACHINES

S15 CS13 SELF WT

CS13 + Water Tank Module

S15 CS13 SELF WT

WATER TANK MODULE 4L

The machine and the tank must be ordered together.














Performance

Coffee Output (cups/h)	160
Cafè Creme (cups/h)	100
Cappuccino Output (150 cc cups/h)	160
Hot Water Output (L/h - 500cc quantities)	25

The new **S15**, smart and versatile fully automatic machine, is designed to guarantee a wide menu of beverages even more customizable, as well as a superior capacity of its boiler. User-friendly and professional, **S15** is the perfect ally for office environments or other locations that require medium-low daily performance.

Bi-directional telemetry on board.



- | | | | |
|--|--|--|--|
|  Recommended cups per day: up to 150 |  Motorised Spout |  Smart Boiler |  Wi - Fi connectivity |
|  Metal reinforced technopolymer coffee group |  7.0" touch screen, up to 96 drink selections |  AWS - Automatic washing system | |
|  Embedded solubles system |  HQ Milk |  Bi-directional Telemetry | |
|  Locked hoppers |  MilkPs |  USB | |

Features

Features	S15 CS13 SELF
Touch Screen drink selections	up to 96 (8 per page)
Hot water selections	-
Boilers and capacity (L)	1 x 2
Grinder-dosers	2
Coffee hoppers and capacity (Kg)	2 x 0,65
Soluble hoppers and capacity (Kg)	1 x 0,59 Kg chocolate powder + 1 x 0,37 Kg milk powder
Coffee group diameter (mm)	38 or 46
Mixer soluble powder	1
Steam wand	-
No-coffee sensor	yes
No-milk sensor	yes
No-cup sensor	yes
Main spout	Motorized
Water Tank Capacity (L)	4
Hot Water directly from the Spout (not from the wand)	✓

Technical information

Width x Depth x Height (mm)	350 x 605 x 715
Weight (Kg)	49
Power at 220-240V~ 50Hz (W)	2700 - 3100 13A
Power at 220~ 60Hz (W)	2700 13A

Accessories

Kit for washing undercounter	
Ground Disposal Kit	
Coffee Hopper extension (up to 1,6 Kg) 1px	
Solubles Hopper extension (up to 2,9 Kg) 1px	
Kit Milk Foam	
Kit Power Station	
CSI/CCI cable	

